

A modern interior space featuring a staircase with wooden treads and a dark metal railing. To the left, a fireplace with a dark stone mantel and a white marble surround contains a fire. The background shows a kitchen area with dark cabinetry and a large window overlooking a forest. The floor is made of large, dark tiles.

**Engineering progress  
Enhancing lives**

## **RAUVSIO crystal**

Mine RAUVSIO crystal to uncover a color as rare as you.

[na.rehau.com/crystal](http://na.rehau.com/crystal)



**REHAU**

Distributed by








## Mine RAUVISIO crystal to uncover a color as rare as you.

Unearthed from the cavernous and mysterious depths of our planet, gems provide a unique insight into the most astounding geological phenomena on the planet. These dwellers of the deep inhabit the battlefield of earthen chaos - the space between the tectonic plates and earth's crust. Within them lay dormant wonders that dazzle the eyes and dance with light when unlocked.

RAUVISIO crystal, found in its polished and natural finishes, brings cemented energy to achieve a rarified luster. The lightweight, yet durable polymer surface creates a deep and genuine aesthetic when coupled with our REHAU LaserEdge seamless edgebanding.

These UV-resistant panels and doors feature intense reflectivity and reduced sensitivity to impact and scratching. Customize with dry-erase or chalk notes and reminders to make your finished design stunning yet enjoyable.



## A surface that fascinates.

Our fascination with crystals, their origins, strength and composition date back to the beginning of civilization. Their cool-to-touch slick surface, dazzling glimmer and multifaceted reflection keep us mesmerized.



### Polished vs Natural Finish

For some, the natural powdery matte finish of gems does not lack luster, but is instead, laconic. Our natural finish allows you to blend the different tactile experiences to make your spaces personal.

Transition seamlessly between matte and sleek reflective gloss in your spaces to create a singular reality.

Available in natural (matte) to use with chalk or polished (high-gloss) to use with whiteboard markers.



# Diamond Collection



## Whites that emanate grandeur

The allure of white is one that has made its way into our traditions - in ceremonial rituals such as weddings but also in the way we understand and measure purity. The scarcity of white in our natural world and our reverence of it is one that has persevered and continues to be a staple of modern design. We invite you to find a white that adds the right warmth and clarity to your design.

### White has never looked this good.

With our zero-joint diamond bezel, all the contours of your cabinets, walls and storage can beam elegantly and enhance your design.





# Vermarine Collection




## Sea foam, and and blossoms

Stretch out on a moonlit beach, feel gentle waves crashing below your feet. Embrace the reflection of the moon as the tide comes in and feel the calming colors of dawn envelop you.



## Obsidian Collection



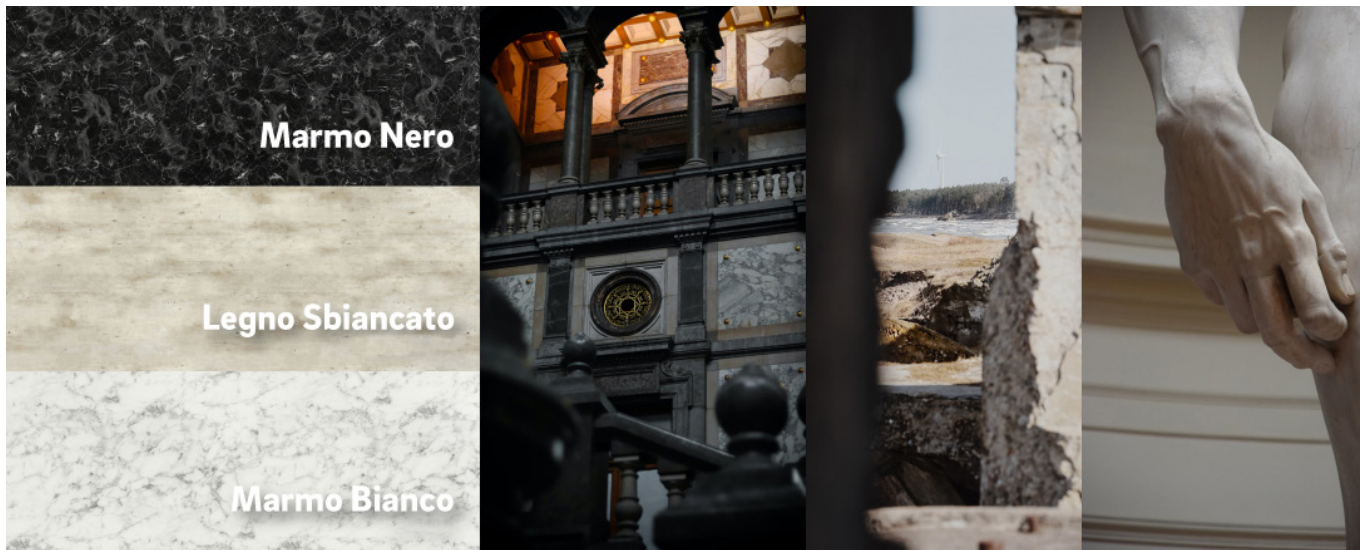
### Refract, reflect and rejoice in darkness

Choose an aesthetic that reflects you. Whether you select mirrored, dark grey or black, these finishes will define luxury.





# Mineral Collection



## Deposit ambience

Carve out a look that adds balance and brings explosive fragments of color into your dwelling. This collection will cast out monolithic moods and expose the lavishness in your design.



## RAUVISIO crystal Technical Information

The RAUVISIO crystal acrylic surfaces are laminated onto super-refined MDF using specially formulated PUR glue in a clean room environment to ensure an optical grade reflective quality and perfectly balanced panels.



The RAUVISIO crystal acrylic surfaces are laminated onto super-refined MDF using specially formulated PUR glue in a clean room environment to ensure an optical grade reflective quality and perfectly balanced panels.

### Board Specifications

**RAUVISIO crystal** is flat-laminated to a high-quality, super-refined, engineered MDF core that is PEFC, CARB2, TSCA Title VI certified which provides a stable, consistent substrate and virtually eliminates warping.

### Edgeband Specifications

**RAUVISIO crystal polished** components are edgebanded with duo-design REHAU LaserEdge with a clear layer at the top to match the crystal glass laminate sheet allowing the glass effect to continue all the way to the edge

**RAUVISIO crystal natural** components are edgebanded with our matching REHAU LaserEdge elegant matte edgeband trimmed at 45°, giving a glossy chamfered edge just like real frosted glass when cut. You can also choose a traditional radius edge. The bottom edge is a typical radius to give a proper appearance against the cabinet.

### Cleaning and Care

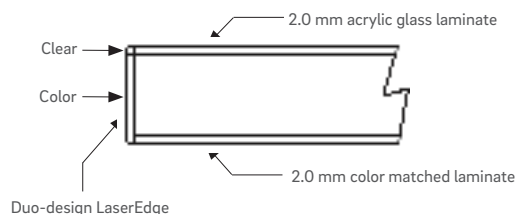
Clean with a damp microfiber cloth and mild soap if needed. RAUVISIO crystal has a very hard, scratch-resistant finish. Avoid abrasive cleaners, solventbased cleaners and harsh chemicals. Do not use paper towels, brushes or scouring pads. REHAU is not responsible for any damage done by abrasive cleaning products or procedures.

### Protective Coat

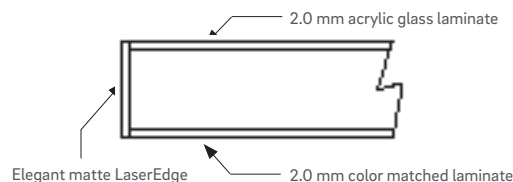
A protective peel coat is applied to the top of the surface, as well as to the edgebanded sides. Do not expose peel coat to direct sunlight before removal. Remove promptly after installing cabinet but prior to mounting decorative hardware. To remove peel coat, use rubber fingertips or our peel coat removal tool.



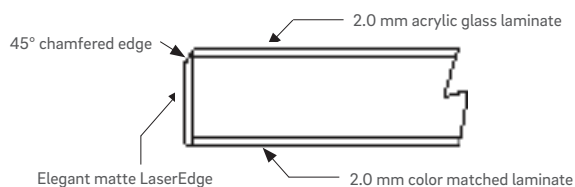
### Polished radius edge profile



### Natural radius edge profile



### Natural bevel edge profile



### Profile Specifications

Appearance	Polished (gloss) or natural (matte) in solid color or stone
Door style	Slab
Design style	Modern, contemporary
Construction	PUR laminated face and back, REHAU LaserEdge
Face material	Two-layer polished (gloss) or natural (matte), multiple colors
Back material	Balancing sheet, matching color
Edgeband	REHAU LaserEdge, matching color
Core	Super-refined MDF
Board thickness	3/4 in (19 mm)

### Size Parameters

Minimum	3 x 5 in (76.2 x 127 mm)
Maximum	50 x 109 in (1270 x 2768.6 mm)
Maximum for RAUVISIO crystal mirror	47 x 95 in (1194 x 2413 mm)

### Edgebanding Profile

Top edge	1.3 mm radius or 45° 3 x 3 mm chamfer
Bottom edge	1.3 mm radius
Finish polished, standard	Duo-design or mirror gloss, color matched
Finish matte	Elegant matte, color matched

### Accessory Products

Backsplash	Thickness 5/32 in (4 mm) Cut-to-size up to 50 x 109 in (127 x 277 cm)
Integrated handle	1 17/64 and 5/64 in (32 and 2 mm)

# RAUVSIO crystal slim Technical Information

The system design of RAUVISIO crystal slim allows for a wide range of applications, including kitchen or bath backsplash, shower walls, partition walls or fillers. It can be perfectly matched with RAUVISIO crystal cabinet doors or used as a reflective accent.

**50% lighter panels** mean flexible design and ease of installation on site. Unlike real glass, RAUVISIO crystal slim is 50% lighter and can be cut, drilled and routed on the job site.

### Sheet Specifications

RAUVISIO crystal slim is a 2 mm thick clear acrylic laminate, the bottom 0.4mm is colored and the top 1.6mm is clear. The 2.0mm thick backer laminate is a solid matching color 2 mm thick layer. The total thickness is 4 mm. Because RAUVISIO crystal slim does not have a wood core, it is 100% waterproof and can be used in a wet environment.

### Applications

RAUVISIO crystal slim is a great, modern alternative to use instead of glass in the kitchen and bathroom. It can serve as a backsplash, decorative wall panel or a shower wall cladding. Please note that if using RAUVISIO crystal slim as a backsplash behind a gas cooktop, it must be at least 12 in (304.8 mm) from an open flame. If this is not possible, we suggest installing a flame retardant material directly behind the cooktop. Reference the RAUVISIO crystal Technical Information for more information.

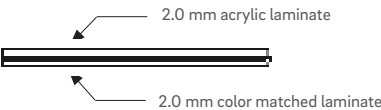
### Cleaning and Care

Clean with a damp microfiber cloth and with mild soap if needed. RAUVISIO crystal slim has a very hard, scratch-resistant finish. Avoid abrasive cleaners, solvent-based cleaners and harsh chemicals. Do not use paper towels, brushes or scouring pads. REHAU is not responsible for any damage done by abrasive cleaning products or procedures.

### Protective Coat

A protective peel coat is applied to the top of the glass surface. Do not expose peel coat to direct sunlight before removal. Remove promptly after installing RAUVISIO crystal slim. To remove peel coat, use rubber fingertips or our peel coat removal tool.

Slim profile



### Profile Specifications

Application	Backsplash, wall panel
Thickness	5/32 in (4 mm)
Sheet size	51 x 110 in (1300 x 2800 mm)
Face material	Two-layer polished (gloss) or natural (matte), multiple colors
Back material	Balancing sheet, matching color





IT'S THE  
little things  
IN LIFE ♡



## Upper Canada Forest Products

1 866 265 0624 | [www.ucfp.com](http://www.ucfp.com)

<b>Toronto</b>	905 814 8000	<a href="mailto:sales_toronto@ucfp.com">sales_toronto@ucfp.com</a>
<b>Edmonton</b>	780 863 3316	<a href="mailto:sales_edmonton@ucfp.com">sales_edmonton@ucfp.com</a>
<b>Calgary</b>	403 569 8829	<a href="mailto:sales_calgary@ucfp.com">sales_calgary@ucfp.com</a>
<b>Kelowna</b>	250 765 2018	<a href="mailto:sales_kelowna@ucfp.com">sales_kelowna@ucfp.com</a>
<b>Vancouver</b>	604 522 3334	<a href="mailto:sales_vancouver@ucfp.com">sales_vancouver@ucfp.com</a>
<b>Richmond</b>	604 522 3334	<a href="mailto:sales_richmond@ucfp.com">sales_richmond@ucfp.com</a>
<b>Victoria</b>	778 426 4220	<a href="mailto:sales_victoria@ucfp.com">sales_victoria@ucfp.com</a>

For updates to publication, visit [na.rehau.com/resourcecenter](http://na.rehau.com/resourcecenter)

The information contained herein is believed to be reliable, but no representations, guarantees or warranties of any kind are made as to its accuracy, suitability for particular applications or the results to be obtained therefrom. Before using, the user will determine suitability of the information for user's intended use and shall assume all risk and liability in connection therewith.