



**Engineering progress
Enhancing lives**

Forge a refined foundation

RAUVISIO noir™ monotonic matte is an irresistibly lush surface that leaves nothing to chance by obscuring fingerprints and scratches. Linger with the visual and tactile sensation of entirely seamless matte.

na.rehau.com/noir



REHAU

Distributed by



RAUVISIO noir™ monotonic matte surface blends elegance and craftsmanship with the modern contours of cosmopolitan life.

Forged in the design capital of the world, Italy, **RAUVISIO noir's** color selection has been meticulously curated with colors that reflect ageless traveled elegance.

Deep coal, crisp white and muted sea and emerald tones transport your imagination and senses to worlds of the past.

Inspired by the colors of the cinematic world, choose the line designers have identified to be the soul and elegance of modern spaces - embrace **RAUVISIO noir.**






**Seamless
matte**

from every
angle

Inspired by legendary classic colors, the RAUVISIO noir collection offers designers subtle hues in Boxcar Blonde as well base staples like After Dark needed to create stunning, bold, dramatic and show-stopping designs.

Curated color collection



Maltese Mist

154704




Casa Blanca

154705



High Low

154707




Capital Starlit

154706



Boxcar Blonde

154714



Silver Lake

154709



Smoke Stack

154710



Trench Coat

154711



Gaslit Alley

154712



Olive Detour

154715



Midnight Dash

154713



After Dark



154708

Thermal self healing

RAUVISIO noir is a highly resistant and durable surface with the ability of thermal healing. Micro-scratches will heal independently or can be escalated with friction or heat.



Scratches caused by metal fork



Rub a dry (can be slightly damp) magic sponge over scratches to begin thermal healing process



The surface should now be healed

What is monotonic matte?

A monotonic matte surface has the ability to retain all of its elemental properties while delivering unwavering resilience, reliability and richly uninhibited elegance in a variety of different scenarios giving you the quality you deserve with the versatility you desire.

The deeply light-absorbent surface withstands scratches and fingerprints while providing the deepest, touchable matte.



Board Specifications

RAUVISIO noir is laminated to a high-quality engineered MDF core that is CARB2, TSCA Title VI certified and NAF (non-added formaldehyde) exempt.

Edgeband Specifications

All components are edgebanded with REHAU LaserEdge, which provides an extremely heat and moisture resistant seamless joint and creates a matte solid surface look.

Cleaning and Care

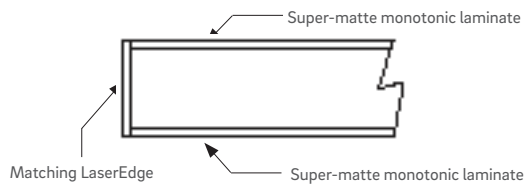
Clean with a damp microfiber cloth and mild soap if needed. RAUVISIO noir is resistant to most chemicals and solvent-based cleaners, but harsh chemicals should be avoided. Do not use brushes or scouring pads. REHAU is not responsible for any damage done by abrasive cleaning products or procedures.

Protective Coat

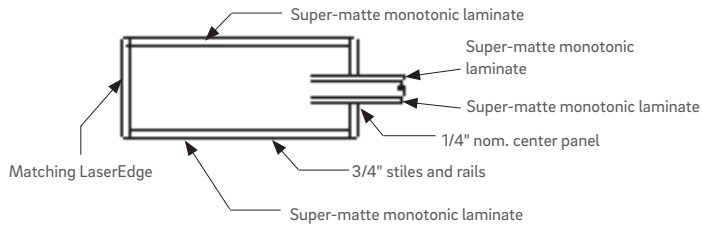
A protective peel coat is applied to the top and bottom surfaces. To remove peel coat, use rubber fingertips or our peel coat removal tool.

Our components feature double-sided matte with matching REHAU LaserEdge elegant matte edgeband. The monotonic matte HPL is laminated onto a super-refined MDF core to ensure the highest quality finish.

Slab profile



Shaker profile



Features & Benefits

- Irresistibly soft to touch
- Deeply light-absorbent
- Seamless matte from every angle; front, back and edge
- Fingerprint, impact and scratch resistant
- Bacteria, mold and stain resistant
- Independent healing
- Anti-microbial, ultra-low in VOCs and phenol-free
- Double-sided finished panel or cabinet door
- Matching floating shelves

Profile Specifications

Appearance	Super-matte
Door style	Slab and shaker
Design style	Modern, contemporary
Construction	PVA laminated face and back, REHAU LaserEdge
Shaker stiles and rails	3 in (76.2 mm), custom widths also possible
Face material	Super-matte monotonic laminate, multiple colors
Back material	Super-matte monotonic laminate, matching colors
Edgeband	REHAU LaserEdge, matching color
Core	MDF
Board thickness	3/4 in (19 mm)

Size Parameters


Minimum	3 x 5 in (76.2 x 127 mm)
Maximum	50 x 119 in (1270 x 3022.6 mm)
Minimum shaker size	8-7/8 in H x 11 in W (225.4mm H x 279.4mm W)

Edgebanding Profile

Top edge	1.0 mm radius
Bottom edge	1.0 mm radius
Edgeband finish	Elegant matte, color matched

Accessory Products

1/4 in. thick components	Cut-to-size with raw edges
Integrated handle	1 17/64 and 5/64 in (32 and 2 mm)
Floating shelves	22 to 96 in (558.8 to 2438.4 mm) wide



Top: Slab door

Bottom: Shaker door



Upper Canada Forest Products

1 866 265 0624 | www.ucfp.com

Toronto	905 814 8000	sales_toronto@ucfp.com
Edmonton	780 863 3316	sales_edmonton@ucfp.com
Calgary	403 569 8829	sales_calgary@ucfp.com
Kelowna	250 765 2018	sales_kelowna@ucfp.com
Vancouver	604 522 3334	sales_vancouver@ucfp.com
Richmond	604 522 3334	sales_richmond@ucfp.com
Victoria	778 426 4220	sales_victoria@ucfp.com

For updates to publication, visit na.rehau.com/resourcecenter

The information contained herein is believed to be reliable, but no representations, guarantees or warranties of any kind are made as to its accuracy, suitability for particular applications or the results to be obtained therefrom. Before using, the user will determine suitability of the information for user's intended use and shall assume all risk and liability in connection therewith.