



**Engineering progress
Enhancing lives**

RAUVISIO terra

Touch the forest guilt free. RAUVISIO terra™ delivers the softness of the forest floor with the resilience of an ancient tree.

na.rehau.com/terra



Distributed by



Immerse yourself in the experiences of the forest.

Use the sun as a guide. Pitch a tent under the stars. Touch the foot of an ancient tree grounded by the forest floor.

RAUVISIO terra gives projects a truly unique look and feel. It provides an authentic wood look, while serving as a sustainable foundation for spaces to connect with nature. Unlike competitive TFL surfaces, RAUVISIO terra is a significantly more durable surface than melamine, which is subject to chipping and warping.



Why shops will love it:

- No painting or staining required, unlike wood doors
- Consistent grain flow and matching available
- Not susceptible to chipping and warping

Why your customers will love it:

- Richly soft to the touch
- Curated on-trend color collection
- Double-sided finished cabinet door or panel



Splendid rays of warm morning light invite the promise of afternoon picnics and evening drinks on the lake surrounded by the gentle dance of fireflies. This sultry collection not only captures the recreational spirit of the great outdoors, but also creates a warm palette for interiors with its diverse and wondrous colors of nature.



Lakefront Elm 4539



East Elm 4548

Mountain Oak 4512





Midday collection

Nurture a mature and well-established taste. Like a classic wardrobe, this collection is built on staples. These color pillars have continued to inspire luxurious design in lands outstretched far and wide, from the exotic to the avant-garde. They are revered in design circles for their authenticity, simplicity and elegance.



West Highland White 0028

Coastal Oak 4543



Mission Maple 4520

Harvest Walnut 4604



Warm neutral tints of foliage sway gently through the breeze as sundown approaches, creating an aura of romantic whimsy and cozy delight. Proven to withstand the test of time, these classic neutral tones have outlived the most transient surface trends and continue to link decorate elements from all color families.



Craft Elm 4538

Vineyard Oak 4526



Saw-cut Sand 4533

Riverfront Elm 4528





Twilight collection

Like the roasted marshmallows and darkened coals of the hearth, this smoky collection brings rich earthy aesthetics into a space. These graphite and pewter tones envelope their surroundings, allowing the natural beauty of a design to glisten in enchanting ways, worthy of storytelling.



Northern Oak 4574






Whiskey Oak 4511

Loft Oak 4517

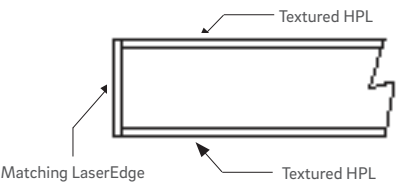


Dusk Pine 4513

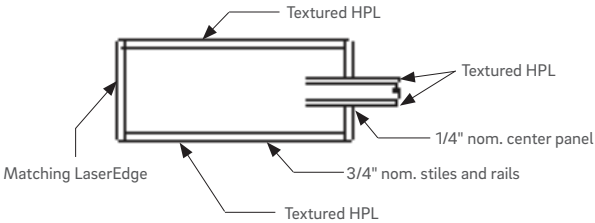


Top: slab
Center: 5-piece shaker
Bottom: 3-piece sienna

Slab profile



Shaker profile



Profile Specifications

Appearance	Natural wood
Door style	Slab, shaker and 3-piece
Design style	Modern, transitional
Construction	PVA laminated face and back, REHAU LaserEdge
Shaker stiles and rails	3 in (76.2 mm), custom widths also possible
3-piece stiles and rails	3 in (76.2 mm)
Face material	Deep embossed HPL, multiple colors
Back material	Deep embossed HPL, matching color
Edgeband	REHAU LaserEdge, matching color
Core	MDF
Grain direction	Choose vertical or horizontal
Board thickness	3/4 in (19mm)

Size Parameters

Minimum	3 x 5 in (76.2 x 127 mm)
Maximum	50 x 119 in (1270 x 3022.6 mm)
Minimum shaker	8-7/8 in H x 11 in W (225.4 mm H x 279.4 mm W)
Minimum 3-piece	6 in H x 11 in W (152.4 mm H x 279.4 mm W)

Edgebanding Profile

Top edge	1.0 mm radius
Bottom edge	1.0 mm radius
Edgeband finish	Textured, color matched

Accessory Products

1/4 in. thick components	Cut-to-size with raw edges
Integrated handle	1 17/64 and 5/64 in (32 and 2 mm)
Floating shelves	22 to 96 in (558.8 to 2438.4 mm) wide



**Extremely
durable
surface**

Board Specifications

RAUVISIO terra is laminated to a high-quality, engineered MDF core that is CARB2, TSCA Title VI certified and NAF (non-added formaldehyde) exempt. The face and the back are identical, and with the consistent substrate, warpage is virtually eliminated.

Edgeband Specifications

All components are edgebanded with REHAU LaserEdge, which is extremely heat and moisture resistant and results in a board that looks like a solid piece of wood.

Cleaning and Care

Clean with a damp microfiber cloth and mild soap if needed. RAUVISIO terra is resistant to most chemicals and solvent-based cleaners, but harsh chemicals should be avoided. Do not use brushes or scouring pads. REHAU is not responsible for any damage done by abrasive cleaning products or procedures.

Protective Coat

There is no protective peel coat on RAUVISIO terra products.

Climb that higher branch to
nurture your full breath of
creativity.

Learn more & request a sample:

na.rehau.com/terra





Upper Canada Forest Products

1 866 265 0624 | www.ucfp.com

Toronto	905 814 8000	sales_toronto@ucfp.com
Edmonton	780 863 3316	sales_edmonton@ucfp.com
Calgary	403 569 8829	sales_calgary@ucfp.com
Kelowna	250 765 2018	sales_kelowna@ucfp.com
Vancouver	604 522 3334	sales_vancouver@ucfp.com
Richmond	604 522 3334	sales_richmond@ucfp.com
Victoria	778 426 4220	sales_victoria@ucfp.com

For updates to publication, visit na.rehau.com/resourcecenter

The information contained herein is believed to be reliable, but no representations, guarantees or warranties of any kind are made as to its accuracy, suitability for particular applications or the results to be obtained therefrom. Before using, the user will determine suitability of the information for user's intended use and shall assume all risk and liability in connection therewith.